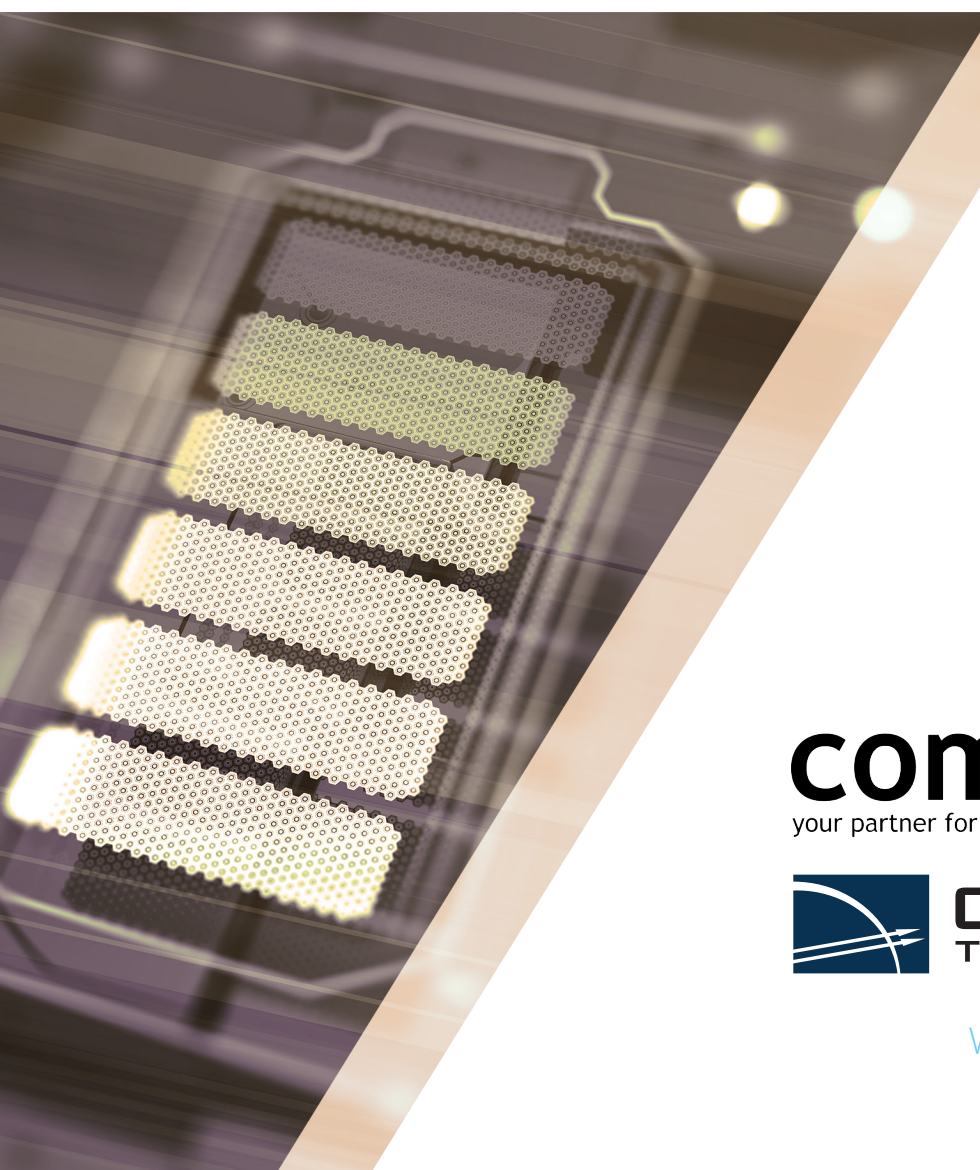


REAL-TIME SIMULATION FOR  
**BATTERY  
MANAGEMENT  
SYSTEMS**



**comemso**<sup>®</sup>  
your partner for complex embedded solutions



**OPAL-RT**  
TECHNOLOGIES

[WWW.OPAL-RT.COM](http://WWW.OPAL-RT.COM)


# Where Flexibility Meets Performance

**OPAL-RT TECHNOLOGIES, in partnership with comemso® , introduces top of the line Battery Management System HIL test solution.**

Our flexible BMS approach makes it possible to integrate new technology as soon as it is introduced into the vehicle. Our real-time solution easily migrates existing physical testbeds onto real-time HIL simulation platforms for testing your BMS.

## Controls Every Aspect of your BMS System

- Fault Insertion
  - Open-circuit voltage
  - Cell short-circuit
  - Cell polarity change
- Charge / Discharge (low and high rates possible)
- Single-cell balancing current (passive and active) up to 4.9A
- Protection
  - Single-cell overload
  - Single-cell over-discharge
  - Over-temperature
  - Battery chassis isolation
  - Release test
- CAN communication
- Battery Stack voltage and current emulation





# Battery Management System HIL Test Solution

## Battery Cell Simulator By comemso®

Each comemso® BCS unit provides 12 cells and combines high-precision battery cell emulation with active sense adjustment on each voltage.

Each cell includes fault simulation for generating short circuits, cable breakage and reverse polarity, as well as a high-precision current measurement system.


## State-of-the-Art Real-Time Simulator

All simulators support MATLAB/SIMULINK™, where models of batteries, high fidelity power electronics & motors and virtual control unit can all be simulated in real-time.

- OPAL-RT OP4510 and OP5707 real-time simulators
- National Instruments PXI™ and CompactRIO chassis

## Engineering


OPAL-RT provides the engineering to extend the BMS HIL Test Bench functionalities; from extra protection, shunt emulation, break-out box, current and voltage sensing to complete vehicle control or ADAS systems integration.



# First In Its Class

## Battery Cell Emulator

Flexible voltage source and current load adjustment and high-precision function tests of the BMS are possible with the comemso® BCS. Each cell has an electronic load, which can be used for active and passive balancing.



The comemso® BCS allows you to test your Battery Management System at the cell-level and with more dynamics than ever before. The electrical emulation of battery cells puts you in the position of achieving safe, reproducible and fully automated testing of your BMS. The Battery Cell Simulator is the core of a BMS test system.

### Compact Battery Cell Simulator Options Overview

Product variant	Light	Basic	Basic+F	Basic+F+ µA	Basic+F+ Hiload	Full
Height	2 HU	2 HU	2 HU	2 HU	2 HU	2 HU
Cells per modules	12	12	12	12	12	12
Max. number of cells	200	200	200	200	200	200
Source <sup>(1)</sup>	1.0A	4.9A	4.9A	4.9A	4.9A	4.9A
Sink <sup>(1)</sup>	1.0A	2.0A	2.0A	2.0A	4.5A	4.5A
Fault simulation			✓	✓	✓	✓
Current measurement µA				✓		✓
Current measurement +/- 5A	✓	✓	✓	✓	✓	✓
Fast current measurement (Coulomb)		✓	✓	✓	✓	✓

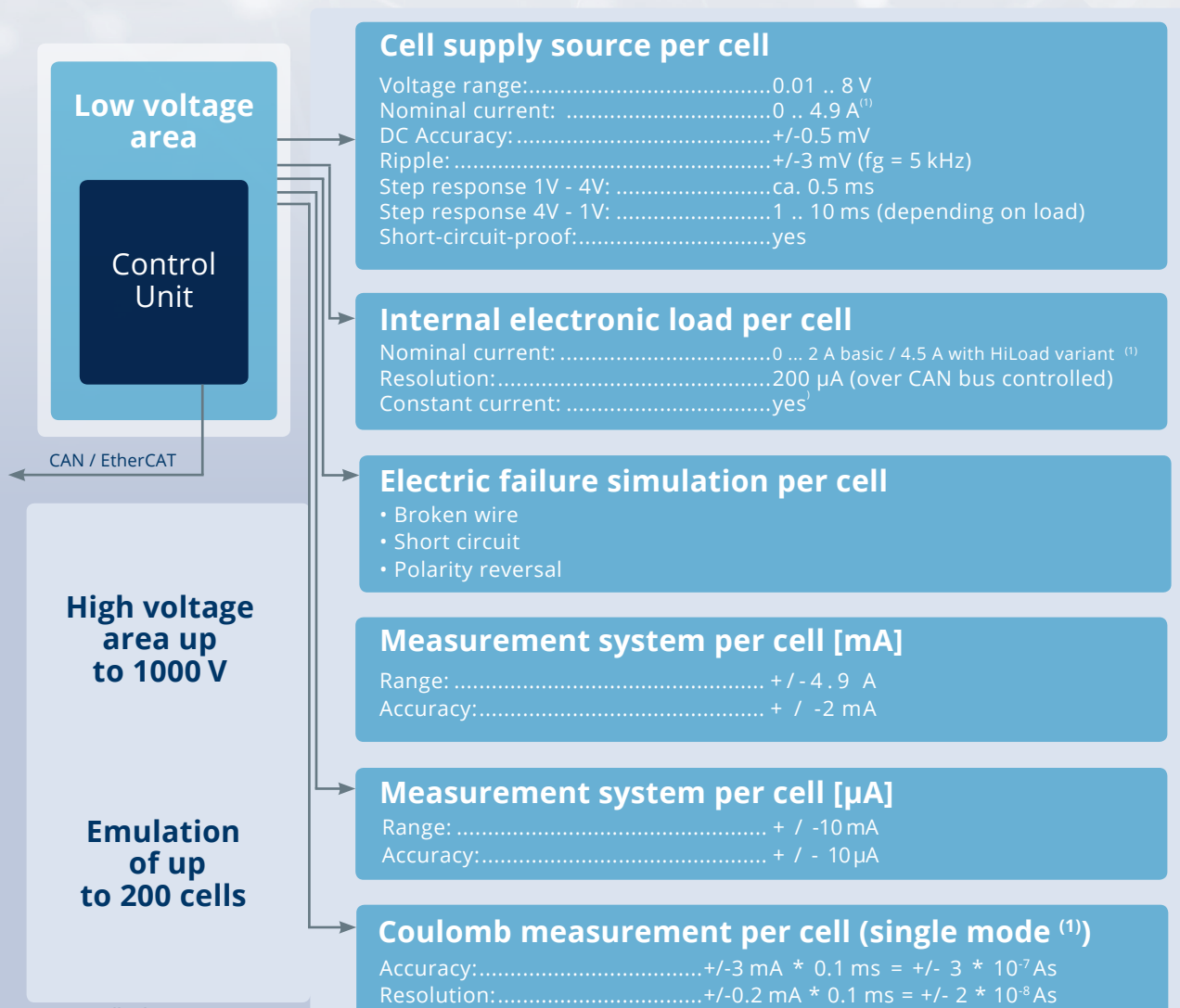
<sup>(1)</sup> Sink and source: values can be reached separately – not in combination. Example: If sink has 2.0A setting, then the source is only max. 2.9 A (4.9 A - 2.0 A)



## Technical Data

<b>Communication :</b>	CAN / EtherCAT 100Mbps/s	<b>Isolation cell/communication :</b>	2kV
<b>Temperature range :</b>	Lab conditions	<b>Isolation cell/cell :</b>	60V
<b>Connector :</b>	115V/230V or CEE 3 x 16 A	<b>Number of cells :</b>	12 to 200
<b>Safety:</b>	Integrated emergency shutdown management	<b>Capacity:</b>	Simulation of up to 144 cells per rack

## Technical Data Overview



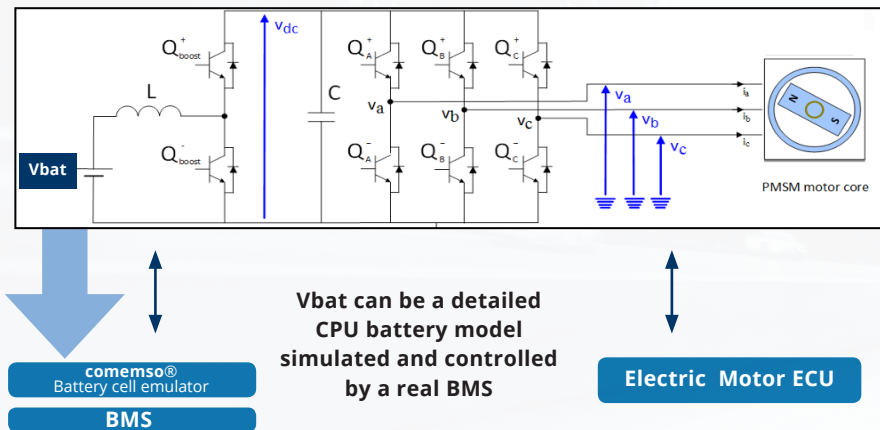
(1) At 5V cell voltage.  
source is only max. 2.9 A (4.9 A - 2.0 A)

# Benefits of real-time simulation for BMS testing

## Extend your BMS HIL test coverage with high fidelity power electronics and motors for extended test capabilities

Real-time simulation of power electronics remains one of the greatest challenges in HIL simulation. The I/O capability to capture PWM frequency, the overall latency of the closed-loop simulation, mathematical solving of coupled switches and fault injection on all stages of complex power electronics converters are just some of the complexities of this evolving industry.

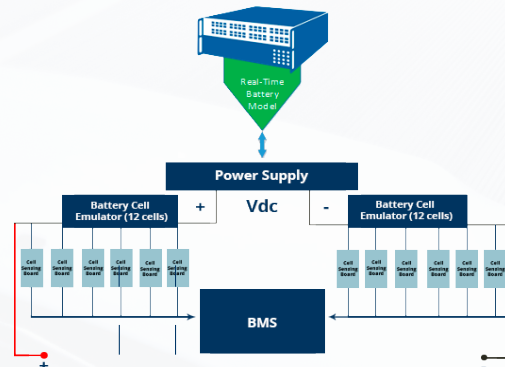
OPAL-RT brings you a scalable solution for your EV and energy storage test and research.



## Reduce costs; combine comemso® cell emulator and PHIL

Power Hardware-in-the-Loop (PHIL) simulation represents a natural extension of HIL, in which the real-time simulation environment is capable of exchanging not just low-voltage, low-current signals, but the power required by any type of Device Under Test (DUT).

Using Power HIL simulation, a subset of cells will be emulated by the comemso® cell emulator and the full battery stack voltage/current is provided by a power supply or amplifier. This hybrid based solution cuts down cost while still allowing for full test coverage.



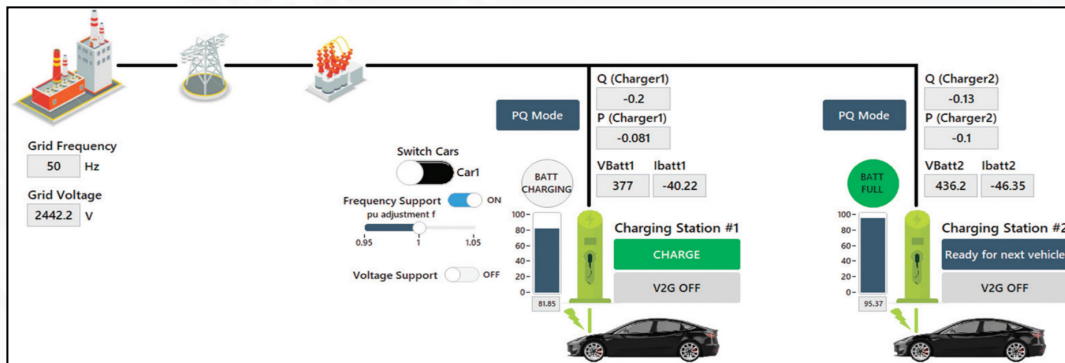


## Add a BMS HIL Test Bench to a virtual power grid for Vehicle-to-Grid (V2G) testing and research

As the EV user base increases, we're discovering that the uncontrolled charging can cause under-voltages and network congestion within the existing electrical infrastructure.

Real-time simulation enables the capability to simultaneously study the interaction between the vehicle's battery, the charging station and the electrical grid. This approach is showing great promise in testing innovative charging strategies and in studying the battery's effects on the electrical network.

OPAL-RT Technologies, with its varied suites of targeted real-time software, is well-placed to address the most visionary V2G control approaches.



## BMS Testbench Customers



RIVIAN

**ARAI**<sup>®</sup>  
Progress through Research

automotive engineering **iauv**

**TATA**  
TATA MOTORS

**Vestas**<sup>®</sup>



## ABOUT US

Founded in 1997, OPAL-RT TECHNOLOGIES is the leading developer of open real-time digital simulators and Hardware-In-the-Loop testing equipment for electrical, electro-mechanical and power electronic systems.

OPAL-RT simulators are used by engineers and researchers at leading manufacturer, utilities, universities and research centres around the world.

OPAL-RT's unique technological approach integrates parallel, distributed computing with commercial-off-the-shelf technologies.

The company's core software, RT-LAB, enables users to rapidly develop models suitable for real-time simulation, while minimizing initial investment and their cost of ownership.

OPAL-RT also develops mathematical solvers and models specialized for accurate simulation of power electronics systems and electrical grid. RT-LAB and OPAL-RT solvers and models are integrated with advanced field programmable gate array (FPGA) I/O and processing boards to create complete solutions for RCP and HIL Testing.



### OPAL-RT CORPORATE HEADQUARTERS

1751 Richardson, Suite 2525 | Montréal, Québec, Canada | H3K 1G6

Tel: 514-935-2323 | Toll free: 1-877-935-2323 | Fax: 514-935-4994

#### U.S.A.

##### OPAL-RT Corporation

2532 Harte Dr  
Brighton, MI  
48114, USA  
Phone: 734-418-2961  
Toll free: 1-877-935-2323  
Fax: 1-866-462-5120

#### EUROPE

##### OPAL-RT Europe S.A.

196 Houdan Street  
Sceaux, Hauts-de-Seine  
92330, France  
Tel: +33 1 75 60 24 89

#### GERMANY

##### OPAL-RT Germany GmbH I. Gr

Bucher Straße 100  
Nürnberg,  
90408, Germany  
Tel: +49 1744926539

#### INTELLIGENT TRANSPORTATION SYSTEMS

##### OPAL-RT Intelligent Transportation Systems

10 Vivier Merle boulevard  
Lyon, France, 69393  
Tel: +33 67 60 80 36 08

#### INDIA

##### OPAL-RT Technologies India Pvt. Ltd.

648/A-4/5, 2<sup>nd</sup> Floor,  
OM Chambers,  
100 Foot Road  
Indiranagar 1<sup>st</sup> Stage  
Bangalore, Karnataka  
560038, India  
Tel: 080-25200305  
Fax: 080-25200105



[WWW.OPAL-RT.COM/BATTERY-MANAGEMENT-SYSTEM](http://WWW.OPAL-RT.COM/BATTERY-MANAGEMENT-SYSTEM)